


**Figure
ERA3
Preliminary
CSM**

Legend




Sources of contamination



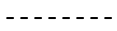
Receptor



Example of receptor species



Transport routes



Exposure pathway (ingestion of water, soil and sediment by fauna is not illustrate)